

# WINDHAM Bedroom



COUNTRY VIEW WOODWORKING LTD.  
[CVWLTD.COM](http://CVWLTD.COM)



*Shown in Brown Maple with 122 finish.*

## WINDHAM Standard Features



**GENUINE ENGLISH DOVETAIL SOLID WOOD DRAWER BOXES.** English Dovetail joinery, along with our finished solid wood drawer boxes, ensure generations of maintenance-free opening and closing. Pure quality.



**PROTECTIVE VARNISH LAYERS.** We use a multi-step application process using family- and eco-friendly finishes. Every component is individually finished - inside and outside - to protect and enhance its lasting beauty.



**WOOD BED RAIL SYSTEM.** Our solid wood rails securely attach to the headboard and footboard with heavy duty interlocking brackets. Slats lock securely in place to provide solid support for mattresses and box springs.



**FULL EXTENSION UNDER MOUNT SOFT CLOSE DRAWER SLIDES.** Smooth, quiet and concealed. These slides feature the latest in motion technology and complement the durability of our well-built drawer boxes.

## WINDHAM Options



**PULL-OUT SHELF.** For added convenience for nighttime refreshments or when working prior to bedtime, our nightstands offer optional pull-out shelves with underside scoops.

*See Page 4 for Drawer Styles & Hardware Selections*

*View currently available species and finishes at  
[www.cvw ltd.com](http://www.cvw ltd.com).*

## WINDHAM Bed Selections



Panel Style

68"W x 87"L x 63"H

120-120 Queen Headboard  
120-122 Queen Tall Footboard  
120-080 Bed Rail Package

68"W x 87"L x 63"H

120-120 Queen Headboard  
120-128 Queen Low Footboard  
120-080 Bed Rail Package

68"W x 87"L x 63"H

120-120 Queen Headboard  
120-124 Queen European Footboard  
120-080 Bed Rail Package

68"W x 87"L x 63"H

120-120 Queen Headboard  
120-126 Queen Storage Footboard  
120-082 Footboard Storage  
Bed Rail Package

68"W x 87"L x 63"H

120-120 Queen Headboard  
120-122 Queen Tall Footboard  
120-086 Bed Rail & Side Storage Package\*

68"W x 87"L x 63"H

120-120 Queen Headboard  
120-128 Queen Low Footboard  
120-086 Bed Rail & Side Storage Package\*

\*Specify left, right or storage on both sides

84"W x 87"L x 63"H

120-130 King Headboard  
120-132 King Tall Footboard  
120-080 Bed Rail Package

84"W x 87"L x 63"H

120-130 King Headboard  
120-138 King Low Footboard  
120-080 Bed Rail Package

84"W x 87"L x 63"H

120-130 King Headboard  
120-134 King European Footboard  
120-080 Bed Rail Package

84"W x 87"L x 63"H

120-130 King Headboard  
120-136 King Storage Footboard  
120-082 Footboard Storage  
Bed Rail Package

84"W x 87"L x 63"H

120-130 King Headboard  
120-132 King Tall Footboard  
120-086 Bed Rail & Side Storage Package\*

84"W x 87"L x 63"H

120-130 King Headboard  
120-138 King Low Footboard  
120-086 Bed Rail & Side Storage Package\*

\*Specify left, right or storage on both sides

80"W x 91"L x 63"H

120-130 CA King Headboard  
120-132 CA King Tall Footboard  
120-084 Bed Rail Package

80"W x 91"L x 63"H

120-130 CA King Headboard  
120-138 CA King Low Footboard  
120-084 Bed Rail Package

80"W x 91"L x 63"H

120-130 CA King Headboard  
120-134 CA King European Footboard  
120-084 Bed Rail Package

### Arched Style

78"W x 91"L x 59"H

120-230 CA King Headboard  
120-232 CA King Tall Footboard  
120-084 Bed Rail Package

78"W x 91"L x 59"H

120-230 CA King Headboard  
120-238 CA King Low Footboard  
120-084 Bed Rail Package

78"W x 91"L x 59"H

120-230 CA King Headboard  
120-234 CA King European Footboard  
120-084 Bed Rail Package

66"W x 87"L x 59"H

120-220 Queen Headboard  
120-222 Queen Tall Footboard  
120-080 Bed Rail Package

66"W x 87"L x 59"H

120-220 Queen Headboard  
120-228 Queen Low Footboard  
120-080 Bed Rail Package

66"W x 87"L x 59"H

120-220 Queen Headboard  
120-224 Queen European Footboard  
120-080 Bed Rail Package

66"W x 87"L x 59"H

120-220 Queen Headboard  
120-226 Queen Storage Footboard  
120-082 Footboard Storage  
Bed Rail Package

66"W x 87"L x 59"H

120-220 Queen Headboard  
120-222 Queen Tall Footboard  
120-086 Bed Rail & Side Storage Package\*

66"W x 87"L x 59"H

120-220 Queen Headboard  
120-228 Queen Low Footboard  
120-086 Bed Rail & Side Storage Package\*

\*Specify left, right or storage on both sides

82"W x 87"L x 59"H

120-230 King Headboard  
120-232 King Tall Footboard  
120-080 Bed Rail Package

82"W x 87"L x 59"H

120-230 King Headboard  
120-238 King Low Footboard  
120-080 Bed Rail Package

82"W x 87"L x 59"H

120-230 King Headboard  
120-234 King European Footboard  
120-080 Bed Rail Package

82"W x 87"L x 59"H

120-230 King Headboard  
120-236 King Storage Footboard  
120-082 Footboard Storage  
Bed Rail Package

82"W x 87"L x 59"H

120-230 King Headboard  
120-232 King Tall Footboard  
120-086 Bed Rail & Side Storage Package\*

82"W x 87"L x 59"H

120-230 King Headboard  
120-238 King Low Footboard  
120-086 Bed Rail & Side Storage Package\*

\*Specify left, right or storage on both sides

## WINDHAM Case Selections



**120-NS-224**  
24" 2-Drawer Nightstand  
24"W x 29"H x 20½"D



**120-NSS-224**  
24" 2-Drawer Nightstand  
w/Pull-Out Shelf  
24"W x 30¾"H x 20½"D



**120-NS-229**  
29" 2-Drawer Nightstand  
29"W x 29"H x 20½"D



**120-NSS-229**  
29" 2-Drawer Nightstand  
w/Pull-Out Shelf  
29"W x 30¾"H x 20½"D



**120-DR-658**  
58" Low Dresser  
58"W x 35¾"H x 20½"D



**120-DR-667**  
66" Low Dresser  
66"W x 35¾"H x 20½"D



**120-DR-674**  
74" Low Dresser  
74"W x 35¾"H x 20½"D



**120-DR-858**  
58" High Dresser  
58"W x 45¾"H x 20½"D



**120-DR-874**  
74" High Dresser  
74"W x 45¾"H x 20½"D



**120-DR-867**  
66" High Dresser  
66"W x 45¾"H x 20½"D



**120-CH-532**  
32" 5-Drawer Chest  
32"W x 55¾"H x 20½"D



**120-CH-536**  
36" 5-Drawer Chest  
36"W x 55¾"H x 20½"D



**120-CH-540**  
40" 5-Drawer Chest  
40"W x 55¾"H x 20½"D



**120-CH-432**  
32" 4-Drawer Chest  
32"W x 45¾"H x 20½"D



**120-CH-436**  
36" 4-Drawer Chest  
36"W x 45¾"H x 20½"D



**120-534**  
Mirror  
52¾"W x 33¾"H



**120-533**  
Mirror  
42¾"W x 33¾"H



**120-532**  
Mirror  
52¾"W x 33¾"H



**120-530**  
Mirror  
42¾"W x 33¾"H

## WINDHAM Drawer Styles



D-1



D-3



D-2



D-4

## WINDHAM Hardware Selections



20



32



30



22



50



52




40



42




108




114



44



24



62



106



112



54



104




34




110



102




118



64



60



116



**COUNTRY VIEW**  
WOODWORKING LTD.